

Identification Label

<TIMSS National Research Center Name>
<Address>

School ID: _____

Stratum ID: _____

IEA Trends in International Mathematics and Science Study

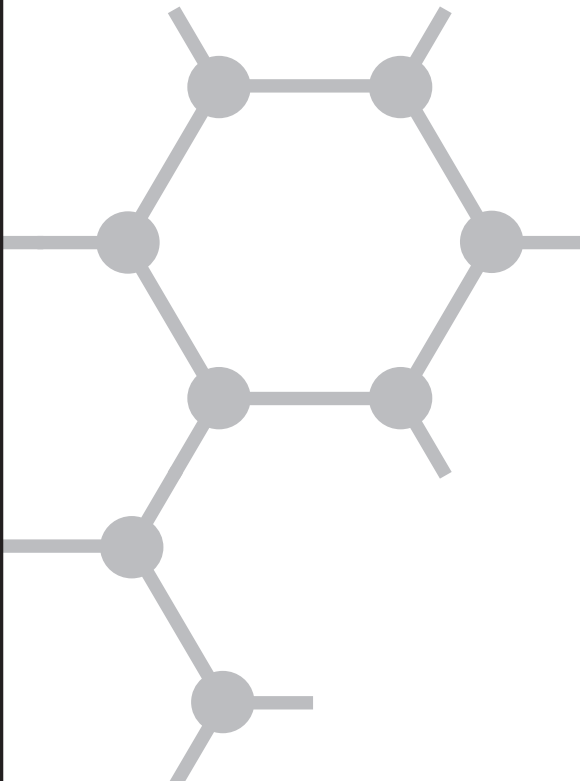
T I M S S

2003

Main Survey

**School
Questionnaire**

<Grade 4>



General Directions

Your school has agreed to participate in TIMSS 2003, a large international study of student learning in mathematics and science in more than 50 countries around the world. Sponsored by the International Association for the Evaluation of Educational Achievement (IEA), TIMSS (for Trends in International Mathematics and Science Study) is measuring trends in student achievement and studying differences in national education systems in order to help improve the teaching and learning of mathematics and science worldwide.

This questionnaire is addressed to school principals and department heads who are asked to supply information about their schools. Since your school has been selected as part of a nationwide sample, your responses are very important in helping to describe the school system in <country>.

It is important that you answer each question carefully so that the information provided reflects the situation in your school as accurately as possible. Some of the questions will require that you look up school records, so you may wish to arrange for the assistance of another staff member to help provide this information.

Please identify a time and place where you will be able to complete this questionnaire without being interrupted. This should require no more than 30 minutes. To make it as easy as possible for you to respond, most questions may be answered simply by filling in the appropriate circle.

Once you have completed the questionnaire, place it in the return envelope provided and return it to: <Country Specific Information>

Thank you very much for the time and effort you have put into responding to this questionnaire.

The School Characteristics

<Some of the questions in this questionnaire ask about your school in general. If your school has a wide range of grades, please try to answer such questions with regard to the primary grades.>

1

What are the lowest and highest grade levels in your school?

Fill in **one** circle for each column

	A: Lowest Grade	B: Highest Grade
Kindergarten -----	<input type="radio"/>	<input type="radio"/>
1 -----	<input type="radio"/>	<input type="radio"/>
2 -----	<input type="radio"/>	<input type="radio"/>
3 -----	<input type="radio"/>	<input type="radio"/>
4 -----	<input type="radio"/>	<input type="radio"/>
5 -----	<input type="radio"/>	<input type="radio"/>
6 -----	<input type="radio"/>	<input type="radio"/>
7 -----	<input type="radio"/>	<input type="radio"/>
8 -----	<input type="radio"/>	<input type="radio"/>
9 -----	<input type="radio"/>	<input type="radio"/>
10 -----	<input type="radio"/>	<input type="radio"/>
11 -----	<input type="radio"/>	<input type="radio"/>
12 -----	<input type="radio"/>	<input type="radio"/>
13 -----	<input type="radio"/>	<input type="radio"/>

2

A. What is the total school enrollment (number of students) in all grades?

Number of students: _____

B. What is the enrollment in the <fourth grade>?

Number of students: _____

3

How many people live in the city, town, or area where your school is located?

Fill in **one** circle only

More than 500,000 people -----

100,001 to 500,000 people -----

50,001 to 100,000 people -----

15,001 to 50,000 people -----

3,001 to 15,000 people -----

Fewer than 3,000 people -----

4

On a typical school day, what percentage of students are absent from school for any reason?

Fill in **one** circle only

Less than 5% -----

5 to 10% -----

11 to 20% -----

More than 20% -----

5

A. Of the students who were enrolled in your school at the start of this school year, about what percentage is still enrolled?

Fill in **one** circle only

- 96 to 100% ----- ○
- 90 to 95% ----- ○
- 80 to 89% ----- ○
- Less than 80% ----- ○

B. What percentage of the students in your school enrolled after the beginning of the school year?

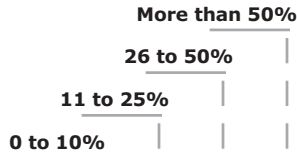
Fill in **one** circle only

- Less than 5% ----- ○
- 5 to 10% ----- ○
- 11 to 20% ----- ○
- More than 20% ----- ○

6

A. Approximately what percentage of students in your school have the following backgrounds?

Fill in **one** circle for each row



- a) Come from economically disadvantaged homes ----- ○ --- ○ --- ○ --- ○
- b) Come from economically affluent homes ----- ○ --- ○ --- ○ --- ○

B. Approximately what percentage of students in your school have <language of test> as their native language?

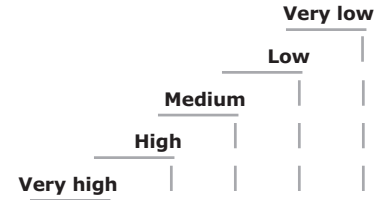
Fill in **one** circle only

- More than 90% ----- ○
- 76 to 90% ----- ○
- 50 to 75% ----- ○
- Less than 50% ----- ○

7

How would you characterize each of the following within your school?

Fill in **one** circle for each row



- a) Teachers' job satisfaction ----- ○ --- ○ --- ○ --- ○ --- ○
- b) Teachers' understanding of the school's curricular goals ----- ○ --- ○ --- ○ --- ○ --- ○
- c) Teachers' degree of success in implementing the school's curriculum ----- ○ --- ○ --- ○ --- ○ --- ○
- d) Teachers' expectations for student achievement ----- ○ --- ○ --- ○ --- ○ --- ○
- e) Parental support for student achievement ----- ○ --- ○ --- ○ --- ○ --- ○
- f) Parental involvement in school activities ----- ○ --- ○ --- ○ --- ○ --- ○
- g) Students' regard for school property ----- ○ --- ○ --- ○ --- ○ --- ○
- h) Students' desire to do well in school ----- ○ --- ○ --- ○ --- ○ --- ○

Your Role as Principal

8

Including this year, how long have you been principal of this school?

Number of years: _____

9

By the end of this school year, approximately what percentage of time in your role as principal will you have spent on these activities?

*Write in the percent
The total should add to 100%*

- a) Administrative duties
(e.g., hiring, budgeting,
scheduling) ----- _____%
- b) Instructional leadership
(e.g., developing curriculum
and pedagogy) ----- _____%
- c) Supervising and evaluating
teachers and other staff ----- _____%
- d) Teaching ----- _____%
- e) Public relations and fundraising -- _____%
- f) Other ----- _____%
- Total** ----- 100%

Parental Involvement

10

Does your school expect parents to do the following?

*Fill in **one** circle for each row*

- | | Yes | No |
|---|-----|----|
| a) Attend special events
(e.g., science fair, concert,
sporting events) ----- | ○ | ○ |
| b) Raise funds for the school ----- | ○ | ○ |
| c) Volunteer for school projects,
programs, and trips ----- | ○ | ○ |
| d) Ensure that their child completes
his/her homework ----- | ○ | ○ |
| e) Serve on school committees
(e.g., select school personnel,
review school finances) ----- | ○ | ○ |

<Fourth-grade> Instruction in Mathematics and Science

11

A. How many days per year is your school open for instruction for <fourth-grade> students?

Number of days: _____

B. How many instructional days are there in the school week (typical calendar week from Monday through Sunday) for <fourth-grade> students?

Fill in **one** circle for each column

	Number of FULL days (over 4 hours)	Number of HALF days (4 hours or less)
1 day -----		
2 days -----	○	○
3 days -----	○	○
4 days -----	○	○
5 days -----	○	○
6 days -----	○	○
None -----	○	○

C. To the nearest half-hour, what is the total instructional time in a typical full day (excluding lunch breaks, study hall, and after school activities) for <fourth-grade> students?

Fill in **one** circle only

- 4 hours or less ----- ○
- 4.5 hours ----- ○
- 5 hours ----- ○
- 5.5 hours ----- ○
- 6 hours ----- ○
- 6.5 hours or more ----- ○

12

How does your school organize mathematics instruction for <fourth-grade> students with different levels of ability?

Fill in **one** circle only

Students study the same mathematics curriculum ----- ○

Students study the same mathematics curriculum, but at different levels of difficulty ----- ○

Students study different mathematics curricula according to their ability levels ----- ○

13

Are <fourth-grade> students in your school grouped by ability within their mathematics lessons?

_____ No
 Yes |

Fill in **one** circle only ----- ○ --- ○

14

Does your school do any of the following for students in the <fourth grade>?

Fill in **one** circle for each row

_____ No
 Yes |

- a) Offer enrichment mathematics ----- ○ --- ○
- b) Offer remedial mathematics ----- ○ --- ○

<Fourth-grade> Teachers in Your School

15

How does your school organize science instruction for <fourth-grade> students with different levels of ability?

Fill in **one** circle only

Students study the same science curriculum -----

Students study the same science curriculum, but at different levels of difficulty -----

Students study different science curricula according to their ability levels -----

16

Are <fourth-grade> students in your school grouped by ability within their science lessons?

Yes | No

Fill in **one** circle only ----- -----

17

Does your school do any of the following for students in the <fourth grade>?

Fill in **one** circle for each row

Yes | No

a) Offer enrichment science ----- -----

b) Offer remedial science ----- -----

18

How difficult was it to fill <fourth-grade> teaching vacancies for this school year?

Fill in **one** circle only

Were no vacancies -----

Easy to fill vacancies -----

Somewhat difficult -----

Very difficult -----

19

Does your school currently use any incentives (e.g., pay, housing, signing bonus) to recruit or retain <fourth-grade> teachers?

Yes | No

Fill in **one** circle only ----- -----

20

During this school year, how often have your <fourth-grade> teachers been involved in professional development opportunities for mathematics and science targeted at the following?

Fill in **one** circle for each row

	Never	1 to 2 times	3 to 5 times	6 to 10 times	More than 10 times
a) Supporting the implementation of the national or regional curriculum	<input type="radio"/>	<input type="radio"/>	<input type="radio"/>	<input type="radio"/>	<input type="radio"/>
b) Designing or supporting the school's own improvement goals	<input type="radio"/>	<input type="radio"/>	<input type="radio"/>	<input type="radio"/>	<input type="radio"/>
c) Improving content knowledge	<input type="radio"/>	<input type="radio"/>	<input type="radio"/>	<input type="radio"/>	<input type="radio"/>
d) Improving teaching skills	<input type="radio"/>	<input type="radio"/>	<input type="radio"/>	<input type="radio"/>	<input type="radio"/>
e) Using information and communication technology for educational purposes	<input type="radio"/>	<input type="radio"/>	<input type="radio"/>	<input type="radio"/>	<input type="radio"/>

- a) Supporting the implementation of the national or regional curriculum ---- ---- ---- ---- ----
- b) Designing or supporting the school's own improvement goals ---- ---- ---- ---- ----
- c) Improving content knowledge ---- ---- ---- ---- ----
- d) Improving teaching skills ----- ---- ---- ---- ----
- e) Using information and communication technology for educational purposes ----- ---- ---- ---- ----

21

In your school, are any of the following used to evaluate the practice of <fourth-grade> teachers?

Fill in **one** circle for each row

	Yes	No
a) Observations by the principal or senior staff	<input type="radio"/>	<input type="radio"/>
b) Observations by inspectors or other persons external to the school	<input type="radio"/>	<input type="radio"/>
c) Student achievement	<input type="radio"/>	<input type="radio"/>
d) Teacher peer review	<input type="radio"/>	<input type="radio"/>

- a) Observations by the principal or senior staff ----- ----
- b) Observations by inspectors or other persons external to the school ----- ----
- c) Student achievement ----- ----
- d) Teacher peer review ----- ----

22

How often does each of the following problem behaviors occur among <fourth-grade> students in your school?

If the behavior occurs, how severe a problem does it present?

A. Frequency in your school

Fill in **one** circle for each row in this section

				Daily	
				Weekly	
				Monthly	
				Rarely	
				Never	

- a) Arriving late at school -----○ ---○ ---○ ---○ --○
- b) Absenteeism
(i.e., unjustified absences) -----○ ---○ ---○ ---○ --○
- c) Skipping class <hours/periods> -----○ ---○ ---○ ---○ --○
- d) Violating dress code -----○ ---○ ---○ ---○ --○
- e) Classroom disturbance -----○ ---○ ---○ ---○ --○
- f) Cheating -----○ ---○ ---○ ---○ --○
- g) Profanity -----○ ---○ ---○ ---○ --○
- h) Vandalism -----○ ---○ ---○ ---○ --○
- i) Theft -----○ ---○ ---○ ---○ --○
- j) Intimidation or verbal abuse
of other students -----○ ---○ ---○ ---○ --○
- k) Physical injury to other students -----○ ---○ ---○ ---○ --○
- l) Intimidation or verbal abuse of
teachers or staff -----○ ---○ ---○ ---○ --○
- m) Physical injury to teachers or staff -----○ ---○ ---○ ---○ --○

B. Severity of problem in your school

Fill in **one** circle for each row in this section

				Serious problem
				Minor problem
				Not a problem

- ---○ ---○
- ---○ ---○
- ---○ ---○
- ---○ ---○
- ---○ ---○
- ---○ ---○
- ---○ ---○
- ---○ ---○
- ---○ ---○
- ---○ ---○
- ---○ ---○
- ---○ ---○
- ---○ ---○
- ---○ ---○
- ---○ ---○

23

Is your school's capacity to provide instruction affected by a shortage or inadequacy of any of the following?

Fill in **one** circle for each row

	None	A little	Some	A lot

- a) Instructional materials (e.g., textbook) ----- ○ ---○ ---○ ---○
- b) Budget for supplies (e.g., paper, pencils) ----- ○ ---○ ---○ ---○
- c) School buildings and grounds ----- ○ ---○ ---○ ---○
- d) Heating/cooling and lighting systems ----- ○ ---○ ---○ ---○
- e) Instructional space (e.g., classrooms) ----- ○ ---○ ---○ ---○
- f) Special equipment for handicapped students ----- ○ ---○ ---○ ---○
- g) Computers for mathematics instruction ----- ○ ---○ ---○ ---○
- h) Computer software for mathematics instruction ---- ○ ---○ ---○ ---○
- i) Calculators for mathematics instruction ----- ○ ---○ ---○ ---○
- j) Library materials relevant to mathematics instruction - ○ ---○ ---○ ---○
- k) Audio-visual resources for mathematics instruction ---- ○ ---○ ---○ ---○

Fill in **one** circle for each row


	None	A little	Some	A lot

- l) Science laboratory equipment and materials --- ○ ---○ ---○ ---○
- m) Computers for science instruction ----- ○ ---○ ---○ ---○
- n) Computer software for science instruction ----- ○ ---○ ---○ ---○
- o) Calculators for science instruction ----- ○ ---○ ---○ ---○
- p) Library materials relevant to science instruction ----- ○ ---○ ---○ ---○
- q) Audio-visual resources for science instruction ----- ○ ---○ ---○ ---○
- r) Teachers ----- ○ ---○ ---○ ---○
- s) Computer support staff ----- ○ ---○ ---○ ---○

24

A. What is the total number of computers in your school that can be used for educational purposes by <fourth-grade> students?

Number of computers: _____

If **None**, please go to question **25** 

B. How many of these computers have access to the Internet (e-mail or World Wide Web) for educational purposes?

Fill in **one** circle only

- All ----- ○
- Most ----- ○
- Some ----- ○
- None ----- ○

25

A. Is anyone available to help your teachers use information and communication technology for teaching and learning?

	No

Yes	

Fill in **one** circle only ----- ○ ----- ○

If **No**, you have completed the questionnaire 

B. Which of the following statements best describes the person at this school who helps teachers use information and communication technology for teaching and learning?

Fill in **one** circle for the best description of that person. If more than one person, choose the one person who spends the most time on this work.

- A full-time school level coordinator (who has no other job responsibility) ----- ○
- A library media specialist who also serves as computer coordinator ----- ○
- A teacher who also has the title of this type of coordinator ----- ○
- A teacher who provides leadership informally to other teachers ----- ○
- A district-level coordinator ----- ○
- The principal or another school administrator ----- ○
- Other person ----- ○

Thank You

**for completing
this questionnaire**



TIMSS International Study Center

Boston College
Chestnut Hill, MA 02467

©IEA, Amsterdam (2002)

