

Identification Label

School ID:

School Name:

Trends in International Mathematics and Science Study

TIMSS 2007



School Questionnaire

<Grade 8>

<TIMSS National Research Center Name>

<Address>



International Association for the Evaluation
of Educational Achievement
© Copyright IEA, 2007

General Directions

Your school has agreed to participate in TIMSS 2007, a large international study of student learning in mathematics and science in more than 60 countries around the world. Sponsored by the International Association for the Evaluation of Educational Achievement (IEA), TIMSS (for Trends in International Mathematics and Science Study) is measuring trends in student achievement and studying differences in national education systems in order to help improve the teaching and learning of mathematics and science worldwide.

This questionnaire is addressed to school principals and department heads who are asked to supply information about their schools. Since your school has been selected as part of a nationwide sample, your responses are very important in helping to describe the school system in <country>.

It is important that you answer each question carefully so that the information provided reflects the situation in your school as accurately as possible. Some of the questions will require that you look up school records, so you may wish to arrange for the assistance of another staff member to help provide this information.

Please identify a time and place where you will be able to complete this questionnaire without being interrupted. This should require no more than 30 minutes. To make it as easy as possible for you to respond, most questions may be answered simply by filling in the appropriate circle.

Once you have completed the questionnaire, place it in the return envelope provided and return it to: <Country Specific Information>

Thank you very much for the time and effort you have put into responding to this questionnaire.

School Characteristics

1

A. What is the total school enrollment (number of students) in all grades?

Number of students: _____

B. What is the enrollment in the <eighth-grade>?

Number of students: _____

2

How many people live in the city, town, or area where your school is located?

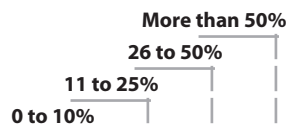
Fill in **one** circle only

- More than 500,000 people -----
- 100,001 to 500,000 people -----
- 50,001 to 100,000 people -----
- 15,001 to 50,000 people -----
- 3,001 to 15,000 people -----
- 3,000 people or fewer -----

3

Approximately what percentage of students in your school have the following backgrounds?

Fill in **one** circle for each row



- a) Come from economically disadvantaged homes ----- ----- ----- -----
- b) Come from economically affluent homes ----- ----- ----- -----

4

Approximately what percentage of students in your school have <language of test> as their native language?

Fill in **one** circle only

- More than 90% -----
- 76 to 90% -----
- 50 to 75% -----
- Less than 50% -----

5

For the <eighth-grade> students in your school:

A. How many days per year is your school open for instruction?

_____ days
(write in number)

B. What is the total instructional time, excluding breaks, in a typical day?

_____ hours and _____ minutes
(write in the number of hours and minutes)

C. In one calendar week, how many days is the school open for instruction?

Fill in **one** circle only

- 6 days -----
- 5 1/2 days -----
- 5 days -----
- 4 1/2 days -----
- 4 days -----
- Other -----
- Please specify _____

Your Role as Principal

6

By the end of this school year, approximately what percentage of time in your role as principal will you have spent on these activities?

*Write in the percent
The total should add to 100%*

- a) Administrative duties (e.g., hiring, budgeting, scheduling, meetings) ----- %
- b) Instructional leadership (e.g., developing curriculum and pedagogy) ----- %
- c) Supervising and evaluating teachers and other staff ----- %
- d) Teaching ----- %
- e) Public relations and fundraising ----- %
- f) Other ----- %
- Total** ----- 100%

Parental Involvement

7

Does your school ask parents to do the following?

*Fill in **one** circle for each row*

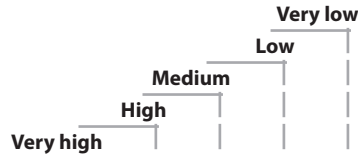
- | | Yes | No |
|---|-----------------------|-----------------------|
| a) Attend special events (e.g., science fair, concert, sporting events) ----- | <input type="radio"/> | <input type="radio"/> |
| b) Raise funds for the school ----- | <input type="radio"/> | <input type="radio"/> |
| c) Volunteer for school projects, programs, and trips ----- | <input type="radio"/> | <input type="radio"/> |
| d) Ensure that their child completes his/her homework ----- | <input type="radio"/> | <input type="radio"/> |
| e) Serve on school committees (e.g., select school personnel, review school finances) ----- | <input type="radio"/> | <input type="radio"/> |

School Climate for Learning

8

How would you characterize each of the following within your school?

Fill in **one** circle for each row



- a) Teachers' job satisfaction ----- ○ -- ○ -- ○ -- ○ -- ○
- b) Teachers' understanding of the school's curricular goals ----- ○ -- ○ -- ○ -- ○ -- ○
- c) Teachers' degree of success in implementing the school's curriculum ○ -- ○ -- ○ -- ○ -- ○
- d) Teachers' expectations for student achievement ----- ○ -- ○ -- ○ -- ○ -- ○
- e) Parental support for student achievement - ○ -- ○ -- ○ -- ○ -- ○
- f) Parental involvement in school activities --- ○ -- ○ -- ○ -- ○ -- ○
- g) Students' regard for school property ----- ○ -- ○ -- ○ -- ○ -- ○
- h) Students' desire to do well in school ----- ○ -- ○ -- ○ -- ○ -- ○

<Eighth-grade> Instruction in Mathematics and Science

9

Are <eighth-grade> students in your school grouped by ability for their mathematics classes?



Fill in **one** circle only-----○--○

10

Does your school do any of the following for students in the <eighth-grade>?

Fill in **one** circle for each row



- a) Offer enrichment mathematics -----○--○
- b) Offer remedial mathematics -----○--○

11

Are <eighth-grade> students in your school grouped by ability for their science classes?



Fill in **one** circle only-----○--○

12

Does your school do any of the following for students in the <eighth-grade>?

Fill in **one** circle for each row



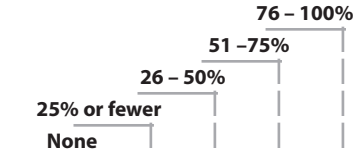
- a) Offer enrichment science-----○--○
- b) Offer remedial science -----○--○

<Eighth-grade> Teachers in Your School

13

In the past two years, what percentage of your <eighth-grade> teachers have been involved in professional development opportunities for mathematics and science targeted at the following?

Fill in **one** circle for each row



- a) Supporting the implementation of the national or regional curriculum -- -- -- -- --
- b) Designing or supporting the school's own improvement goals -- -- -- -- --
- c) Improving content knowledge -- -- -- -- --
- d) Improving teaching skills ----- -- -- -- --
- e) Using information and communication technology for educational purposes ----- -- -- -- --

14

In your school, are any of the following used to evaluate the practice of <eighth-grade> mathematics teachers?

Fill in **one** circle for each row



- a) Observations by the principal or senior staff ----- --
- b) Observations by inspectors or other persons external to the school ----- --
- c) Student achievement ----- --
- d) Teacher peer review ----- --

15

In your school, are any of the following used to evaluate the practice of <eighth-grade> science teachers?

Fill in **one** circle for each row

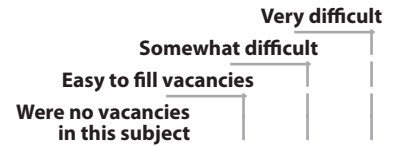


- a) Observations by the principal or senior staff ----- --
- b) Observations by inspectors or other persons external to the school ----- --
- c) Student achievement ----- --
- d) Teacher peer review ----- --

16

How difficult was it to fill <eighth-grade> teaching vacancies for this school year for the following subjects?

Fill in **one** circle for each row



- a) Mathematics ----- -- -- --
- b) Science ----- -- -- --
- c) Computer science / information technology ----- -- -- --

17

Does your school currently use any incentives (e.g., pay, housing, signing bonus, smaller classes) to recruit or retain <eighth-grade> teachers in the following fields?

Fill in **one** circle for each row



- a) Mathematics ----- --
- b) Science ----- --
- c) Other ----- --

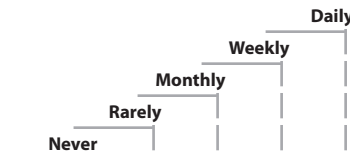
18

How often does each of the following problem behaviors occur among <eighth-grade> students in your school?

If the behavior occurs, how severe a problem does it present?

A. Frequency in your school

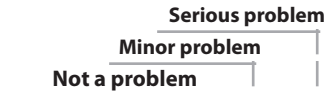
Fill in **one** circle for each row in this section



- a) Arriving late at school ----- ○ -- ○ -- ○ -- ○ -- ○
- b) Absenteeism (i.e., unjustified absences) ----- ○ -- ○ -- ○ -- ○ -- ○
- c) Skipping class <hours/periods> ----- ○ -- ○ -- ○ -- ○ -- ○
- d) Violating dress code ----- ○ -- ○ -- ○ -- ○ -- ○
- e) Classroom disturbance ----- ○ -- ○ -- ○ -- ○ -- ○
- f) Cheating ----- ○ -- ○ -- ○ -- ○ -- ○
- g) Profanity ----- ○ -- ○ -- ○ -- ○ -- ○
- h) Vandalism ----- ○ -- ○ -- ○ -- ○ -- ○
- i) Theft ----- ○ -- ○ -- ○ -- ○ -- ○
- j) Intimidation or verbal abuse of other students ----- ○ -- ○ -- ○ -- ○ -- ○
- k) Physical injury to other students ----- ○ -- ○ -- ○ -- ○ -- ○
- l) Intimidation or verbal abuse of teachers or staff ----- ○ -- ○ -- ○ -- ○ -- ○
- m) Physical injury to teachers or staff --- ○ -- ○ -- ○ -- ○ -- ○

B. Severity of problem in your school

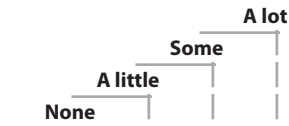
Fill in **one** circle for each row in this section



- ○ -- ○ -- ○
- ○ -- ○ -- ○
- ○ -- ○ -- ○
- ○ -- ○ -- ○
- ○ -- ○ -- ○
- ○ -- ○ -- ○
- ○ -- ○ -- ○
- ○ -- ○ -- ○
- ○ -- ○ -- ○
- ○ -- ○ -- ○
- ○ -- ○ -- ○
- ○ -- ○ -- ○
- ○ -- ○ -- ○
- ○ -- ○ -- ○

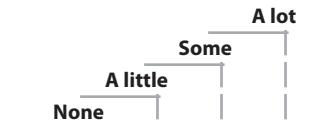
Is your school's capacity to provide instruction affected by a shortage or inadequacy of any of the following?

Fill in **one** circle for each row



- a) Instructional materials (e.g., textbook) ----- ○ -- ○ -- ○ -- ○
- b) Budget for supplies (e.g., paper, pencils) ----- ○ -- ○ -- ○ -- ○
- c) School buildings and grounds ----- ○ -- ○ -- ○ -- ○
- d) Heating/cooling and lighting systems ----- ○ -- ○ -- ○ -- ○
- e) Instructional space (e.g., classrooms) ----- ○ -- ○ -- ○ -- ○
- f) Special equipment for handicapped students ----- ○ -- ○ -- ○ -- ○
- g) Computers for mathematics instruction ----- ○ -- ○ -- ○ -- ○
- h) Computer software for mathematics instruction --- ○ -- ○ -- ○ -- ○
- i) Calculators for mathematics instruction ----- ○ -- ○ -- ○ -- ○
- j) Library materials relevant to mathematics instruction - ○ -- ○ -- ○ -- ○
- k) Audio-visual resources for mathematics instruction --- ○ -- ○ -- ○ -- ○

Fill in **one** circle for each row



- l) Science laboratory equipment and materials--- ○ -- ○ -- ○ -- ○
- m) Computers for science instruction ----- ○ -- ○ -- ○ -- ○
- n) Computer software for science instruction ----- ○ -- ○ -- ○ -- ○
- o) Calculators for science instruction ----- ○ -- ○ -- ○ -- ○
- p) Library materials relevant to science instruction----- ○ -- ○ -- ○ -- ○
- q) Audio-visual resources for science instruction ----- ○ -- ○ -- ○ -- ○
- r) Teachers ----- ○ -- ○ -- ○ -- ○
- s) Computer support staff ---- ○ -- ○ -- ○ -- ○

20 _____

A. Does your school have a science laboratory?

_____ Yes _____ No
 |
 |

Fill in **one** circle only-----○-----○

B. Do teachers usually have assistance available when students are conducting science experiments?


_____ Yes _____ No
 |
 |

Fill in **one** circle only-----○-----○

21 _____

A. What is the total number of computers in your school that can be used for educational purposes by <eighth-grade> students?

Number of computers:_____

If **None**, please go to question 22 

B. How many of these computers have access to the Internet (e-mail or World Wide Web) for educational purposes?

Fill in **one** circle only

All -----○

Most-----○

Some -----○

None -----○

22 _____

Is anyone available to help your teachers use information and communication technology for teaching and learning?

_____ Yes _____ No
 |
 |

Fill in **one** circle only-----○-----○

Thank You

for completing
this questionnaire



TIMSS & PIRLS
International Study Center
Lynch School of Education, Boston College

School Questionnaire

<Grade 8>